

Standard Models

| | |
|--|---|
|  | <p>Part Number: AAT30 Part Name: AAT30</p> <p>Description: AAT30 Base Kit (Includes Soft Carrying Case p/n 7503, Side Mount p/n 2110, and Battery Charger p/n 1500)</p> <p>*Performs RF Panel Alignment Only</p> <p>*Includes Photo Reports and Virtual Reality Interference Reports when paired with an Android 6.0+ device</p> |
|  | <p>Part Number: AAT15 Part Name: AAT15</p> <p>Description: AAT15 Base Kit (Includes Hard Carrying Case p/n 7501, Side Mount p/n 2110, and Battery Charger p/n 1500)</p> <p>*Performs RF Panel Alignment Only</p> <p>*Includes Photo Reports and Virtual Reality Interference Reports when paired with an Android 6.0+ device</p> |

| | |
|--|---|
|  | <p>Part Number: 1015 Part Name: MW15 Kit</p> <p>Description: MW15 Microwave Path Alignment Kit (Includes: 2 MW15 Units, 2 Hard Carrying Cases p/n 7015, 2 Sunsight Rugged Tablets p/n 4300, 2 Universal Microwave Mounts p/n 2200, 2 Side Mounts for Panel Antennas p/n 2110, and 2 Battery Chargers p/n 1500)</p> <p>*Performs RF Panel and Microwave Path Alignment</p> <p>*Includes Photo Reports and Virtual Reality Interference Reports</p> |
|  | <p>Part Number: MW15 Part Name: MW15 Single Unit</p> <p>Description: MW15 Microwave Path Alignment Single Ended Unit (Includes: 1 MW15 Unit, 1 Hard Carrying Case p/n 7015, 1 Sunsight Rugged Tablet p/n 4300, 1 Universal Microwave Mount p/n 2200, 1 Side Mount for RF Panel Alignment p/n 2110, and Battery Charger p/n 1500)</p> <p>*Performs RF Panel and Microwave Path Alignment</p> <p>*Includes Photo Reports and Virtual Reality Interference Reports</p> |

| | |
|--|--|
| | <p>Part Number: 1008 Part Name: MW08 Kit</p> <p>Description: MW08 Microwave Path Alignment Kit (Includes: 2 MW08 Units; 2 Hard Carrying Case p/n 7008, 2 Sunsight Rugged Tablets p/n 4300; 2 Universal Microwave Mounts p/n 2200, and 2 Battery Chargers p/n 1500)</p> <p>*Performs Microwave Path Alignment Only</p> <p>*Includes Photo Reports and Virtual Reality Interference Reports</p> |
| | <p>Part Number: MW08 Part Name: MW08 Single Unit</p> <p>Description: MW08 Microwave Path Alignment Single Unit (Includes: MW08 Unit; Hard Carrying Case p/n 7008, Sunsight Rugged Tablet p/n 4300; Universal Microwave Mount p/n 2200, and Battery Charger p/n 1500)</p> <p>*Performs Microwave Path Alignment Only</p> <p>*Includes Photo Reports and Virtual Reality Interference Reports</p> |

Custom Models




| | |
|---|--|
| <p style="text-align: center;">CUSTOM MODEL BUILT TO CUSTOMER SPECIFICATIONS</p> | <p>Part Number: AAT08 Part Name: AAT08</p> <p>Description: AAT08 Base Kit Custom Model (Includes Hard Carrying Case p/n 7502, Wrist Cuff p/n 7510, and Battery Charger p/n 1500)</p> <p>*Requires a custom mounting option</p> |
| <p style="text-align: center;">CUSTOM MODEL BUILT TO CUSTOMER SPECIFICATIONS</p> | <p>Part Number: AAT08+ Part Name: AAT08+</p> <p>Description: AAT08+ Base Kit Custom Model (Includes Hard Carrying Case p/n 7502, Wrist Cuff p/n 7510, and Battery Charger p/n 1500)</p> <p>*Requires custom mounting option</p> |




Accessories


| | |
|---|--|
|  | <p>Part Number: 4300 Part Name: Tablet</p> <p>For accessing and operating the AAT menu.</p> <p>Description: 4G IP67 Rugged Android Tablet</p> <p>Compatible with: All models, Included in MW Kits</p> <p>*Customer can use any WiFi enabled smartphone, tablet, or laptop to access and operate the AAT menu</p> <p>*Android 6.0 or higher device required for Embedded Photos and Virtual Reality Interference Reporting Features via Sunsight App</p> |
|  | <p>Part Number: 2400 Part Name: AntennaView Camera Mount Complete Kit</p> <p>Mounts Smartphone or Tablet to the Side Mount allowing for capture of AntennaView photo</p> <p>Includes: AntennaView Camera Mount Complete with both Smartphone and Tablet Adapters</p> <p>Compatible with: AAT30 and AAT/MW15 models</p> |

| | |
|---|--|
|  | <p>Part Number: 2401 Part Name: AntennaView Camera Mount – Tablet Only Kit</p> <p>Mounts Tablet to the Side Mount allowing for capture of AntennaView photo</p> <p>Includes: AntennaView Camera Mount with Tablet Adapter</p> <p>Compatible with: AAT30 and AAT/MW15 models</p> |
|  | <p>Part Number: 2402 Part Name: AntennaView Camera Mount – Smartphone Only Kit</p> <p>Mounts Smartphone to the Side Mount allowing for capture of AntennaView photo</p> <p>Includes: AntennaView Camera Mount with Smartphone Adapter</p> <p>Compatible with: AAT30 and AAT/MW15 models</p> |
|  | <p>Part Number: 3301 Part Name: Laser Rangefinder Kit</p> <p>Used to measure AGL Height.</p> <p>Description: Laser Rangefinder Kit (Includes Laser Rangefinder, software activation and standard 2M cable p/n 3302)</p> <p>Compatible with: All models</p> |

| | |
|---|---|
|  | <p>Part Number: 3300 Part Name: Azimuth Scope Kit</p> <p>For taking azimuth measurements with the MW/AAT Unit from the ground.</p> <p>Description: Azimuth Scope Kit (Includes spotting scope, mounting bracket, case, and tripod*)</p> <p>Compatible with: All models</p> <p>*Tripod not pictured</p> |
|  | <p>Part Number: 7500 Part Name: Hard Case</p> <p>Description: Hard Case for AAT30 units (Watertight, crushproof, and dust proof)</p> <p>Compatible with: AAT30 models</p> |
|  | <p>Part Number: 2100 Part Name: Air21 Mount</p> <p>Description: Air 21 Mount (required for Ericsson Air21 Air32 or Air11 Antenna Alignment)</p> <p>Compatible with: AAT30 and AAT/MW15 models</p> |

| | |
|--|--|
|  A yellow plastic antenna mount with a black strap and a black cable. | <p>Part Number: 2101 Part Name: Small Cell Mount</p> <p>Description: Round antenna mount for tubular and Kathrein antennas (ex: Kathrein p/n 840 10515 or 840 10516)</p> <p>Compatible with: AAT30 and AAT/MW15 models</p> |
|  A flat panel antenna mount with a black antenna unit mounted on a yellow base. | <p>Part Number: 2220 Part Name: Flat Panel Antenna Mount</p> <p>Description: Flat panel antenna mount (ex: Radwin 5000 JET Base Station)</p> <p>Compatible with: All models</p> |
|  A black metal side mount extension with three circular holes and a mounting bracket. | <p>Part Number: 2310 Part Name: Side Mount Extension</p> <p>Description: Side Mount Extension to allow the MW/AAT Unit to be positioned in front of an antenna (for flagpole/monopole)</p> <p>Compatible with: AAT30 and AAT/MW15 models</p> |

| | |
|---|--|
|  A black metal antenna mount with a long horizontal arm featuring three circular cutouts. The arm is attached to a vertical base with two mounting holes and a small adjustment screw. | <p>Part Number: 2315 Part Name: Nokia FASB Antenna Mount</p> <p>Description: Nokia FASB Antenna Mount, for Nokia FASB Antenna Alignment</p> <p>Compatible with: AAT30 and AAT/MW15 models</p> |
|  A rectangular, silver-colored metal adapter plate with a slightly raised central section and a small notch on one side. | <p>Part Number: 2320 Part Name: Quintel Antenna Adapter</p> <p>Description: Quintel Antenna Side Mount Adapter for use with Side Mount when installing and aligning Quintel antennas.</p> <p>Compatible with: AAT30 and AAT/MW15 models</p> <p>*Requires Side Mount to be returned to Sunsight for modification.</p> |
|  A small, dark rectangular adapter with a central circular mesh area. A ruler is placed below it for scale, showing it is approximately 1.5 inches wide. | <p>Part Number: 2111 Part Name: Omni Antenna Adapter</p> <p>Description: Omni Antenna Adapter for use with Side Mount when installing and aligning small diameter Omni Antennas</p> <p>Compatible with: AAT30 and AAT/MW15 models</p> |

| | |
|---|--|
| <p>Part Number: 1205 Part Name: Foreign Grid Bundle</p>  | <p>Grid Bundle Includes:</p> <p>Part Number: 1201 Part Name: Activation of British National Grid</p> <p>Part Number: 1202 Part Name: Activation of Irish Grid</p> <p>Part Number: 1203 Part Name: Activation of French Lambert Grid</p> <p>Part Number: 1204 Part Name: Activation of Dutch RD Coordinate System (Rijksdriehoekscoördinaten)</p> <p>*All Grid Systems can be purchased individually</p> <p>Compatible with: All models</p> |
|---|--|